

Built-in X86 All-in-One Panel PC

Aluminum alloy panel structure, IP65 waterproof front panel, low power consumption, 2.5mm low-end narrow panel design, specially designed for cabinet equipment, seamless embedded installation, panel flush with cabinet, harmonious and regular, highlighting the beauty of science and technology. Through multiple industrial-grade reliability tests, it provides 7*24H durable and stable performance, and calmly copes with the harsh industrial environment.



Features >>

- 10.1"-23.8" multiple sizes are available
- The 2.5mm low-profile narrow-edge panel design is designed for cabinet equipment
- Wide temperature adaptation, efficient heat dissipation, multiple protection
- Powered by Intel Celeron J6412 quad-core high-performance processor
- The X86 architecture is stable and supports a rich system ecosystem
- Rich interfaces and powerful expansion




10.1"-23.8" optional


Product Model >>

Product size	Non-touch	Capacitive touch	Resistance touch	Resolution	Screen Scale	Contrast ratio	Brightness	Viewing Angle	Back Cover Style
10.1"	TPC101-W1900	TPC101-W1910	TPC101-W1920	1280*800	16:10	1000:1	300cd/m ²	85/85/85/85 (L/R/U/D)	 Wide screen
10.4"	TPC104-W1900	TPC104-W1910	TPC104-W1920	1024*768	4:3	1000:1	400cd/m ²	80/80/80/80 (L/R/U/D)	
11.6"	TPC116-W1900	TPC116-W1910	TPC116-W1920	1920*1080	16:9	1000:1	300cd/m ²	85/85/85/85 (L/R/U/D)	
12"	TPC120-W1900	TPC120-W1910	TPC120-W1920	1024*768	4:3	1000:1	500cd/m ²	85/85/85/85 (L/R/U/D)	
13.3"	TPC133-W1900	TPC133-W1910	TPC133-W1920	1920*1080	16:9	1000:1	220cd/m ²	85/85/85/85 (L/R/U/D)	
15"	TPC150-W1900	TPC150-W1910	TPC150-W1920	1024*768	4:3	1000:1	300cd/m ²	89/89/89/89 (L/R/U/D)	 Positive screen
15.6"	TPC156-W1900	TPC156-W1910	TPC156-W1920	1920*1080	16:9	800:1	300cd/m ²	85/85/85/85 (L/R/U/D)	
17"	TPC170-W1900	TPC170-W1910	TPC170-W1920	1280*1024	5:4	1000:1	300cd/m ²	85/85/80/80 (L/R/U/D)	
17.3"	TPC173-W1900	TPC173-W1910	TPC173-W1920	1920*1080	16:9	600:1	300cd/m ²	80/80/60/80 (L/R/U/D)	
18.5"	TPC185-W1900	TPC185-W1910	TPC185-W1920	1920*1080	16:9	1000:1	300cd/m ²	89/89/89/89 (L/R/U/D)	
19"	TPC190-W1900	TPC190-W1910	TPC190-W1920	1280*1024	5:4	1000:1	300cd/m ²	85/85/80/80 (L/R/U/D)	
21.5"	TPC215-W1900	TPC215-W1910	TPC215-W1920	1920*1080	16:9	1000:1	300cd/m ²	89/89/89/89 (L/R/U/D)	
23.8"	TPC238-W1900	TPC238-W1910	TPC238-W1920	1920*1080	16:9	1000:1	250cd/m ²	89/89/89/89 (L/R/U/D)	

Product Installation >>



Embedded installation of iron sheet



Back-hung embedded installation

Product Specifications >>

Hardware Configuration

CPU	Intel Celeron J6412 quad-core 2.0GHz CPU
GPU	Intel UHD Graphics 16 EUs
RAM	Standard: 8G LPDDR4 (It supports up to 16G)
Storage	Standard: 256G SSD (optional 512G SSD, 1T/2T HDD)
System	WIN10/11, Ubuntu/Centos/Redhat/Debian
3G/4G module	1*MINI PCIE SUPPORTS WIFI/3G/4G/BLUETOOTH MODULE (CHOOSE ONE OF THE TWO)
WIFI	Support 2.4/5G dual-band Wifi
Bluetooth	Support

Touch parameters

Capacitive Touch	Touch screen type: 10 point touch projection capacitive touch screen Light transmittance: $\geq 88\%$ Input mode: handwriting or capacitive pen Controller communication: USB
Resistive Touch	Touch screen type: single point resistive touch screen Light transmittance: $\geq 78\%$ Input mode: Fingertip or stylus Controller communication: USB
Non touch	Light transmittance: $\geq 92\%$

Reliability parameters

Working temperature	Operating temperature: - 10 ° C~60 ° C, storage temperature: - 20 ° C~70 ° C
Operating humidity	Humidity: 95% non condensing
Vibration protection	IEC 60068-2-64, random, 5 ~ 500 Hz, 1 hr/axis
Impact protection	IEC 60068-2-27, half sine wave, duration 11ms
Product certification	CCC/CE/FCC/EMC/CB/ROHS

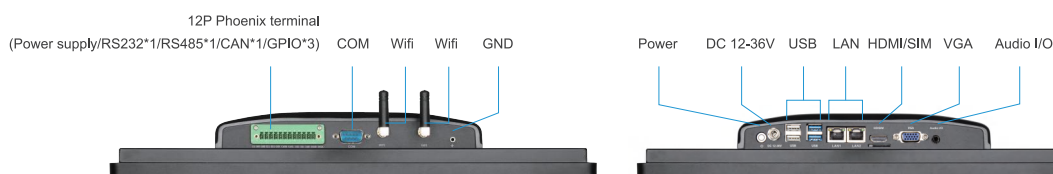
Other parameters

Power input	12-36V Power input
Static power	18W
Fuselage Properties	Body Material: Aluminum Alloy, Body Color: Black, Silver Optional
Warranty policy	Three years (one year free warranty)
Installation method	Support embedded, wall mounted, desktop, louver, cantilever, boom and other installation methods

Interface parameters

Power interface 1	1*DC (5.5*2.5mm), Support 12V-36V wide voltage power supply
Power interface 2	1*12P Phoenix terminal (Power supply/RS232*1/RS485*1//GPIO*5)
USB	4*USB(2*USB 2.0, 2*USB 3.0)
LAN	2*LAN, 10M/100M/1000M adaptive Ethernet
VGA	1*VGA
SIM	1*SIM, SIM card interface standard interface supports various formats (depending on 3G / 4G module)
AUDIO	1*Audio I/O, support audio input and output, headphone base: 3.5mm standard interface
HDMI	1*HDMI output, supporting up to 4K
COM	1*COM(The default is RS232, optional RS485/RS422)
Wifi antenna	2*Wifi antenna
Grounding column	Support (1*GND)

Interface Distribution >>



Only the 15 inch interface is displayed. Please refer to the actual object for details.